CERAHIVE™ -ヒト肝細胞の活性維持-

Maintenance of Primary Human Hepatocytes Activity

ヒト正常肝細胞　三次元培養　3D-Culture of Human Hepatocyte



培養8日目　実体顕微鏡像(ICG)
Stereomicroscope Image of Cells Cultured for 8 Days (staining by ICG)

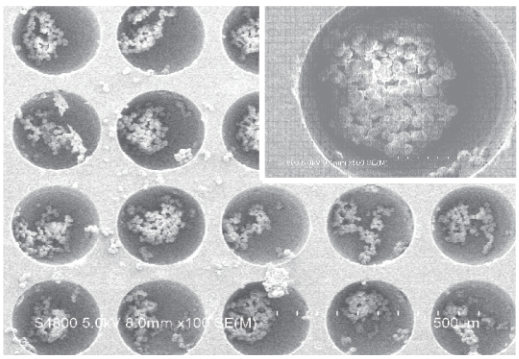

培養6日目　SEM写真
SEM Image of Cells Cultured for 6 Days

Cells: hNHeps　Lot No. 7F3066, 8F3379 (Lonza)

CYP3A4活性を長期間維持　Long Activity for CYP3A4

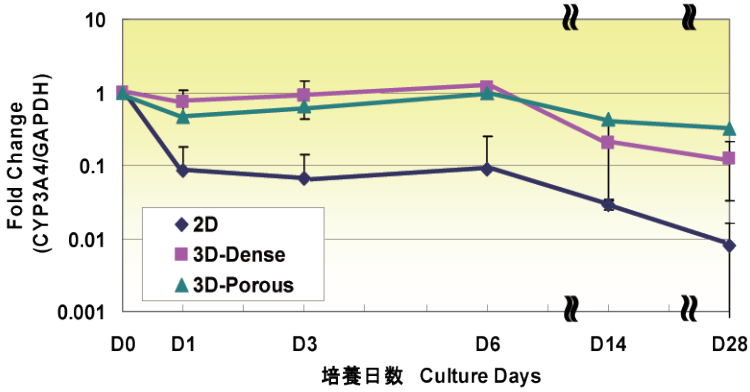

発現の経時変化
Time Dependence of Gene Expression

CERAHIVEで3D培養した細胞は、4週間後も高い発現を維持。
Hepatocytes 3D-cultured on CERAHIVE maintain high expression for over 4 weeks.

Measured by Q-PCR

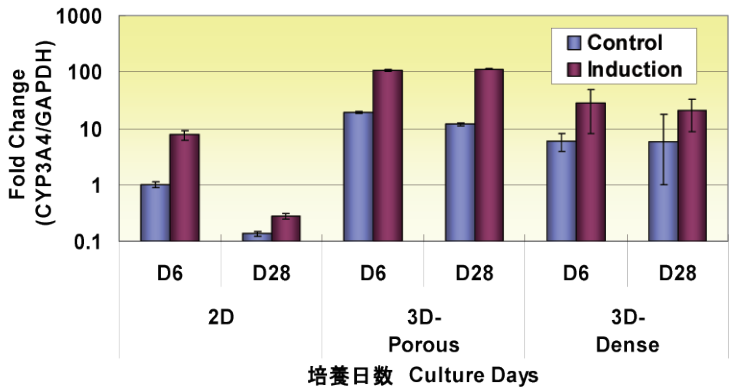

誘導能の変化
Change of Inducibility

CERAHIVEで3D培養した細胞は、4週間後も高い誘導能を持つ。
Hepatocytes 3D-cultured on CERAHIVE have high Inducibility after 4 weeks.

Measured by Q-PCR

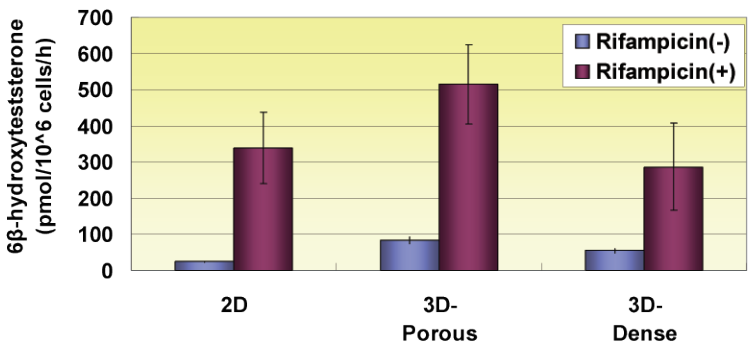

薬物代謝活性(テストステロン)
Metabolic Activity for Testosterone

特に多孔体で3D培養した細胞において、高い薬物代謝活性を示す。
Hepatocytes 3D-cultured on porous CERAHIVE have high metabolic activity .

Measured by LC/MS/MS

COVALENT

コバレントマテリアル株式会社
事業開拓・推進部　商品開発グループ
神奈川県秦野市曽屋30　〒257-8566
Tel　0463-84-6613　Fax　0463-81-1984
E-mail　info.bio@covalent.co.jp
www.covalent.co.jp